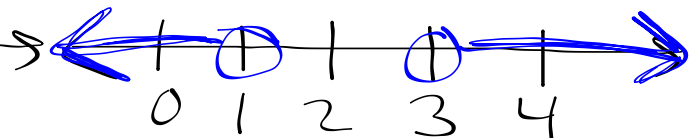
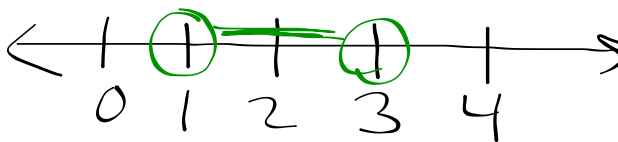


Let's Talk Differences!

Graph each of the following inequalities.

1. $x < 3$ and $x > 1$

2. $x > 3$ or $x < 1$

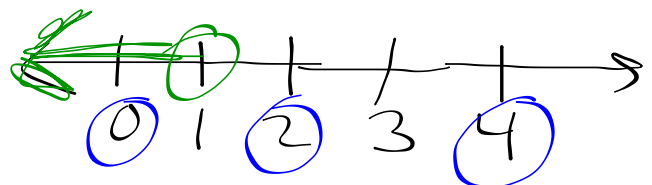
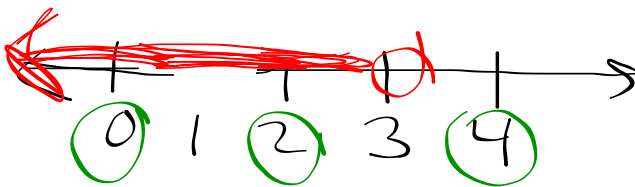


3. $x < 3$ or $x < 1$

4. $x < 3$ and $x < 1$

$$x < 3$$

$$x < 1$$



- 1) Plotted circles
- 2) Test points
- 3) Test circles